



# TITAN DOOR SYSTEMS

---

Opening Doorways for Australia



RS50, 75 & 100  
INDUSTRIAL  
ROLLER  
SHUTTER  
DOOR

# TITAN RS50, 75 & 100

## INDUSTRIAL ROLLER SHUTTER DOOR

**Robust - Versatile - High Security**

---

Industrial Roller Shutter doors are designed for high security situations that accommodates the basic security need. The Titan RS100 door is custom made to suit your specific requirements using spring assisted mechanism to bare the weight too great to lift manually, this design allows the door to fully roll up over the lintel leaving a clear space and unobstructed view.

This seamless designed product operates effortlessly to ensure that everyone who comes in contact with this door can feel a sense of confidence that their property is safe and secure.



## STANDARD SPECIFICATION

### Opening Sizes

18000mm Wide x  
8000mm High

### Operation

The Roller Shutter is either operated by a 240V or 3phz high grade industrial reduction geared motor designed to carry the heaviest of doors.

### Applications

Suitable for any applications including: **Garages, Store Rooms, Factories, Shopfronts, Doorways** and any situation you require **HIGH SECURITY.**

# Specifications

Spring Assisted Mechanism keep your motor from straining and operating with ease over a prolong time

**Direct Drive Systems can be provided for those out of the normal HIGH CYCLE situations which a standard shutter should not be used.**

Control is efficient and reliable, with power source tailored to door dimensions and structural requirements.

Aluminum Bottom Rail designed to be the strength in the door to restrict deflection due to air pressure and intrude penetrations

Perforations is a must in your car park scenario where Air Flow is a must, 38% a maximum amount of air flow that can be obtained our Steel Roller Shutter

Wind Locks can be add for additional security or for doors over 6500mm long

# Finish

Standard Galvanised Finish but for the bold we offer powder coating which will give you the ability to add some sophistication to your property.

Galvanised Folded Steel Guide Tracks, also can be Powder Coated

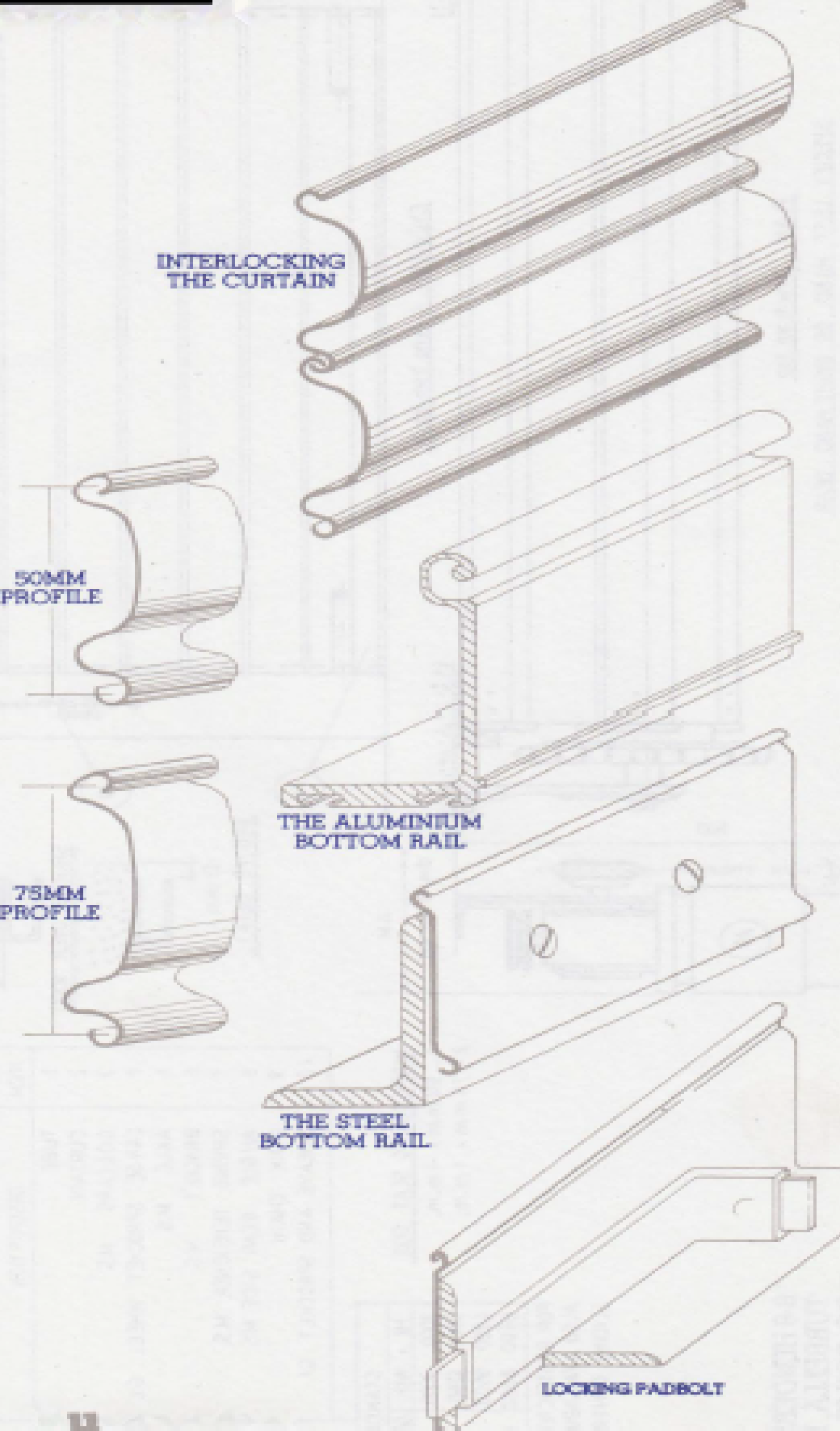
# Locking

If you opt for a manual operation door then be assured that our custom 4mm side shoot bolts will keep you property secure.

# Operation




Manual by Hand, Chain by Hand or Motorisation, the choice is yours






# RS50, 75 & 100 Technical Information

## Contact Us

-  PO Box 828, Moonee Ponds 3039
-  [info@TITANdoorsystems.com.au](mailto:info@TITANdoorsystems.com.au)
-  Phone: (03) 9034 6047

 Visit our website for full range  
[www.titanddoorsystems.com.au](http://www.titanddoorsystems.com.au)